


Grade 1 Surface Vertical Rod



## EX8400 SERIES



### FEATURES

- |                         |   |
|-------------------------|---|
| <b>Performance</b>      | <ul style="list-style-type: none"> <li>Complies with ANSI A156.3, 1994, Grade 1, UL/ULC listed</li> </ul>   |
| <b>Rail</b>             | <ul style="list-style-type: none"> <li>Fits 28" to 36" doors</li> <li>Easily field adjustable.</li> <li>48" door fit available (only available fire rated)</li> </ul> |
| <b>Latch</b>            | <ul style="list-style-type: none"> <li>Pullman latch bolts top and bottom</li> <li>Stainless steel ½" throw</li> </ul>  |
| <b>Backset</b>          | <ul style="list-style-type: none"> <li>2 ¾"</li> </ul>  |
| <b>Strike</b>           | <ul style="list-style-type: none"> <li>Adjustable with slotted holes for adjustments</li> <li>Other strikes available</li> </ul>                                      |
| <b>Cylinder</b>         | <ul style="list-style-type: none"> <li>C keyway (SCC) - 6-pin solid brass, keyed different (KD)</li> </ul>  |
| <b>Fasteners</b>        | <ul style="list-style-type: none"> <li>Accommodates wood or metal doors with thru bolts standard</li> </ul>   |
| <b>Door Thickness</b>   | <ul style="list-style-type: none"> <li>1 ¾" to 2"</li> </ul>  |
| <b>Door Preparation</b> | <ul style="list-style-type: none"> <li>Surface mounted</li> </ul>   |
| <b>Finishes</b>         | <ul style="list-style-type: none"> <li>Aluminum (AL), Satin Stainless Steel (US32D)</li> </ul>  |
| <b>Warranty</b>         | <ul style="list-style-type: none"> <li>Lifetime limited</li> </ul>  |

# EX8400 SERIES

OPTIONS	
<b>KEYING</b>	6-pin cylinders, can be pinned to 5-pin.
<b>Cylinders</b>	Arrow A (ARA), Corbin 59A1 (C059A1), Corbin 60 (C06), Corbin Russwin L4 (CL4), Options Kwikset (KW1), Russwin D1 (RD1), Sargent LA (SAL), Schlage E (SCE), Schlage F (SCF), Weiser E (WRE), Yale 8 (YA8), Yale GA (YGA)
<b>Tell Cylinder</b>	Restricted Tell keyway cylinder can key both the cylinder and interchangeable core in one lock. The cylinders and IC cores are interchangeable. Tell keyway cylinder is available only keyed to 6-pin. Tell IC cylinder can be keyed to 6-pin or 7-pin interchangeable core (IC)
<b>IC Keyway Cylinders (Available 6- or 7-Pin)</b>	Best A (BA), Best B (BB), Best C (BC), Best D (BD), Best E (BE), Best F (BF), Best G (BG), Best H (BH), Best J (BJ), Best K (BK), Best L (BL), Best M (BM), Best Q (BQ), Best U (BU), Black construction core (BLK), Less core (00), Not specified (XX)
<b>Keying Options</b>	Grand Master Key (GMK), Construction Master Key (CMK), Master Key (MK), Keyed Different (KD), Keyed Alike (KA), Interchangeable Core uncombined (IC), 0-bitted (0BIT)
<b>EXTERIOR TRIM</b>	Exterior Blank Pull (8PDT), Exterior Pull With Cylinder Cut Out (8P03), Entry Ball Knob Trim (EMP808), Passage Ball Knob Trim (EMP875), Storeroom Ball Knob Trim (EMP886), Entry Lever Trim Without Clutch (CTL), Exterior Thumbpiece Trim (TP81), Pull Trim With Rim Cylinder (PT881), Exterior Escutcheon Lever Trim (ESCH), Heavy-Duty Escutcheon Entry Lever Trim (ESCHHD)
<b>UL LISTED</b>	3 hour fire rated device available
<b>FIRE RATED</b>	UL labeled fire rated device available for use on doors rated up to 3 hours. Fire rated device also available for larger doors up to a maximum of 4' x 8'. Specify when ordering.
<b>TELL FINISHES</b>	<div style="display: flex; justify-content: space-around; align-items: center;"> <div style="text-align: center;">  <p><b>AL</b> Aluminum</p> </div> <div style="text-align: center;">  <p><b>US32D</b> Satin Stainless Steel</p> </div> </div>