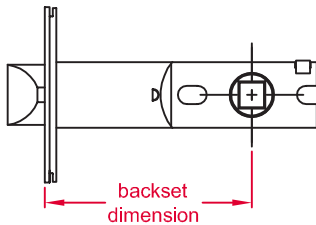


Parts

Cylindrical Latches

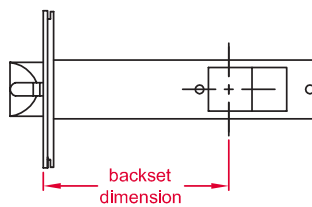
For 6000, 6100, 6200, 6400,
6500 & LR6000 Series:

- 6275 - 2-¾" backset
- 6375 - 3-¾" backset
- 6050 - 5" backset
- 6070 - 7" backset



For 6800
Low Profile Series:

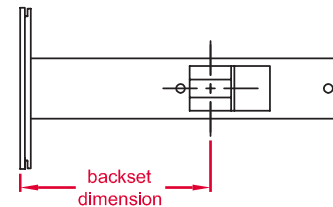
- 68275 - 2-¾" backset*
- 68375 - 3-¾" backset*
- 68050 - 5" backset*
- 68070 - 7" backset*



* Add "Q" Suffix for Quiet Latch

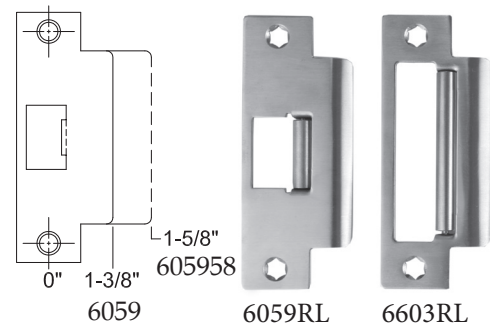
For 6830 Low Profile
Reverse Series:

- 683275 - 2-¾" backset
- 683375 - 3-¾" backset
- 683050 - 5" backset
- 683070 - 7" backset



Strikes

- 6055 - 2-¼" Full Lip D-Strike
- 6058 - 2-¾" Standard T-Strike
- 605858 - 2-¾" T-Strike with 1-⅝" Extended Lip
- 6059 - 4-⅞" ASA Strike with 1-⅜" Standard Lip
- 605958 - 4-⅞" ASA Strike Lip with 1-⅝" Extended Lip
- 6603 - 4-⅞" ASA Strike for Mortise Lock
- 6059RL - 4-⅞" ASA Roller Strike
- 6603RL - 4-⅞" ASA Roller Strike for Mortise Lock
- **Custom strikes available** - See order form online or contact factory for details.



Roller Latch Conversion Kit

This allows a roller latch to convert to a standard spring latch using existing door prep (latch not included). Kit contains the conversion bracket and your choice of strike:

- 601LB-T - Roller latch bracket and 2-¾" T Strike
- 601LB-A - Roller latch bracket and 4-⅞" ASA Strike
- 601LB-D - Roller latch bracket and 2-¼" Full Lip Strike



Drilling Jig - 6000 - JIG

The drilling jig is used to help properly locate the mounting holes for the ABH cylindrical push/pull latches in relation to the latch hub; thus, preventing binding of mechanical parts when installing the trim. **Patent# 7,481,607**

- Accommodates 2-¾" and 5" backsets
- Drill bushings for ⅝" diameter drill

